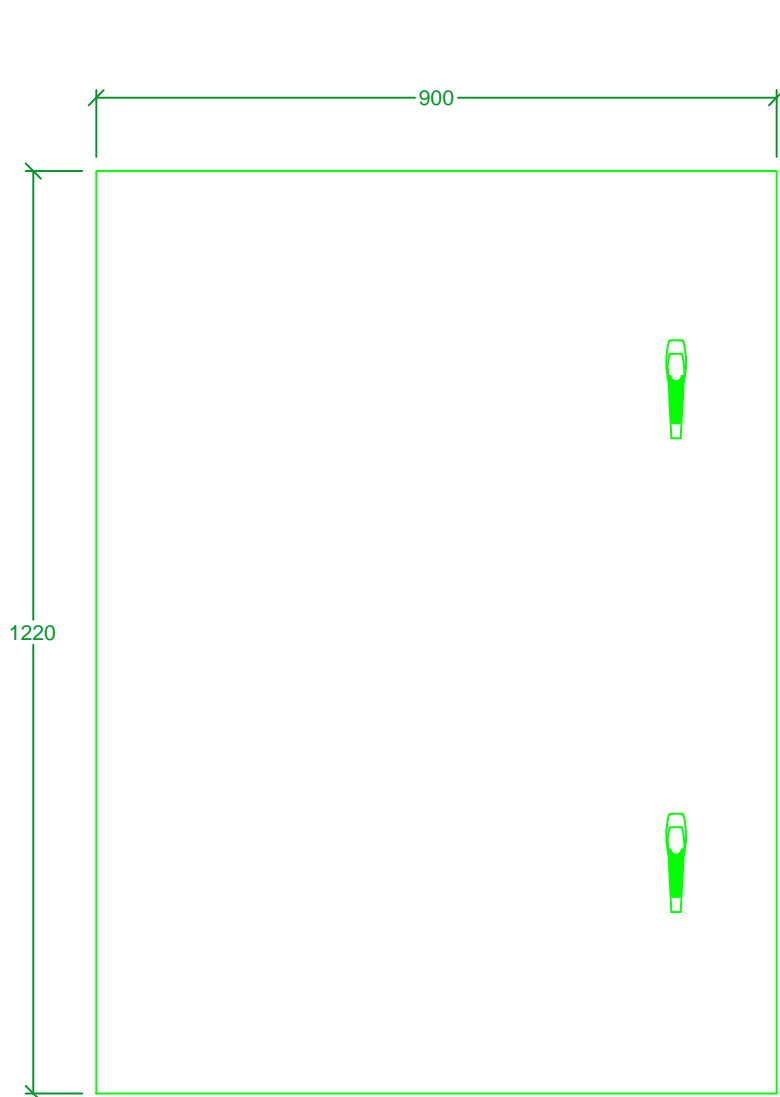


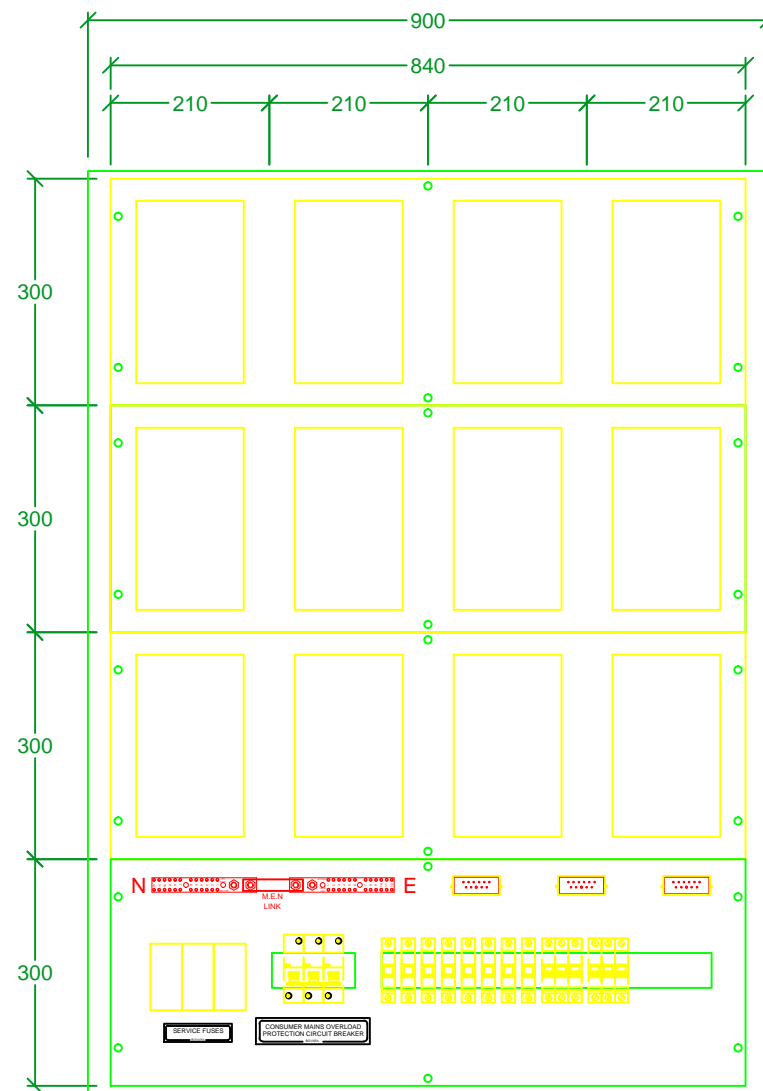
PART No.	No. OF METER SPACES	HEIGHT
DMB600	4	620mm
DMB900	8	920mm
DMB1200	12	1220mm
DMB1500	12 + AMR SPACES	1520mm

NOTES

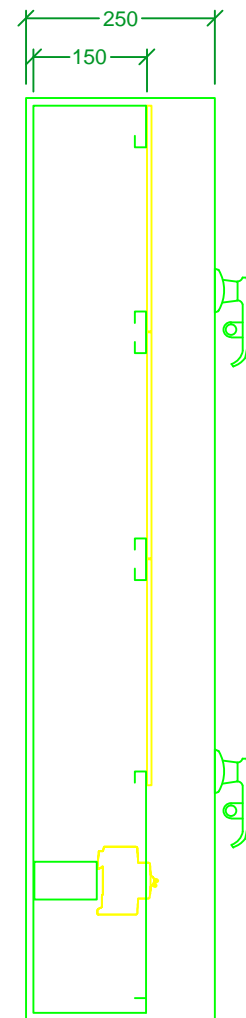
- ALL METER SPACES ARE CAPABLE OF HOLDING BOTH SINGLE AND POLYPHASE AUTHORITY METERS.
- POWDER COATED ENCLOSURES AVAILABLE ON REQUEST
- FLOOR STANDING ENCLOSURES AVAILABLE ON REQUEST
- FORM 2 AVAILABLE ON REQUEST
- BUILT TO NSW SERVICES AND INSTALLATION RULES
- LASER KNOCKOUTS PROVIDED ON TOP AND BOTTOM. 16mm – 50mm DIAMETER
- AVAILABLE IN TWO OPTIONS: 1. ENCLOSURE ONLY 2. COMPLETELY WIRED



FRONT ELEVATION
LID ON



FRONT ELEVATION
LID OFF



SIDE ELEVATION

PROJECT – TYPICAL SINGLE PHASE / THREE PHASE
100 AMP MAIN SWITCHBOARD / METER
PANEL – METAL 840W

CUSTOMER

DRAWN by
– BOVARA PTY LTD

YOUR REF:
COLOUR : GALVANISED ENCLOSURES
WITH WHITE LIDS

IP Rating : IP 55 (WEATHER PROOF)

DRAWING No. – DMB1200

DATE – 11/06/2015

CHECKED by

MATERIAL : 1.1MM GALVABOND
DMB1200

FORM : FORM 1

BOVARA pty Ltd
ELECTRICAL EQUIPMENT

102 WETHERILL ST NORTH
SILVERWATER, NSW 2128
PH: 1300 268 272
Fax: 1300 272 862
Email: sales@bovara.com.au

SCALE : 1:10 @ A3

MAX WIDTH: 840mm

MAX HEIGHT: 1520mm

MAX DEPTH: 250mm